



---

## VIRTUAL CONFERENCE GUIDE

## Please sign in

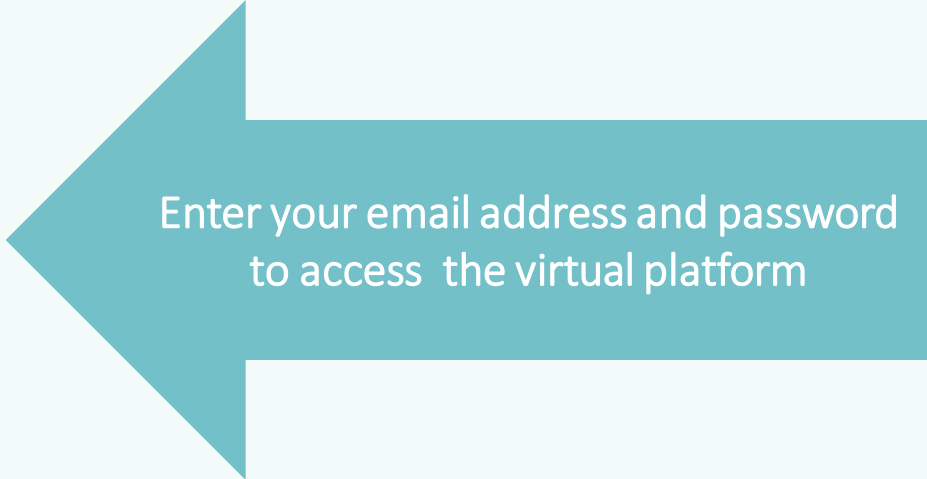
Email address

Password

**Sign in**

**Forget Password**

**Retrieve Password**



Enter your email address and password  
to access the virtual platform

# Welcome Note

It is the general guidance video to use the platform



On the top right corner, you can edit your personal information by clicking "My Profile"



Sign in as *Speaker/Moderator*  
bilal.ahmed@kr.net.sa

**Bilal Ahmed**

👤 My Profile

⚙ Account Settings

🔌 Sign Out

# Lobby

Networking Lounge is only for Participants

Networking Lounge

Speaker Lounge

Exhibition Halls

Auditorium

Information

You can click the Networking Lounge, Speaker Lounge, Exhibit Halls, Information Desk, and Auditorium.

Notifies the latest announcement of the virtual conference

Change Date

--All Dates--

**14** DEC 2020  
Monday  
1:00 PM - 3:10 PM (KSA)

( SESSION 1 )

You will find the agenda according to the hall wise

Speakers



Hani Jokhdar  
Keynote Speaker  
1:00 PM - 1:20 PM (KSA)



Abdullah Rashoud Algwizani  
Keynote Speaker , The roles of Public health agencies in managing and responding to public health em  
1:20 PM - 1:40 PM (KSA)



Luc Mortelmans  
DISASTER PREPAREDNESS  
1:40 PM - 2:10 PM (KSA)



Lamia Alibrahim  
Public health emergencies  
2:10 PM - 2:30 PM (KSA)



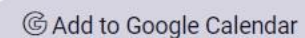
Abdullellah Wasl Al Thot  
Principles of Outbreak M  
2:30 PM - 2:50 PM (KSA)



Waleed Al-Salem  
Integrated control management to combat infectious diseases  
2:50 PM - 3:10 PM (KSA)

Hall 1

Days	Hours	Minutes	Seconds
02	20	45	52



You can also add to your Calendar

Agenda

Wherever you are speaking or Moderating in Session, the GREEN BUTTON will appear. And if you are NOT participating, the button will appear in BLUE. If you click it, it will direct you to the session itself.

Talking:  
You're in a practice session. Attendees cannot join until you start the webinar. [Start Webinar](#)

**Meeting Topic:** TEST SESSION  
**Host:** Konoz Retaj  
**Passcode:** [Redacted]  
**Numeric (Telephone):** [Redacted]  
**Invite Link:** [Redacted]

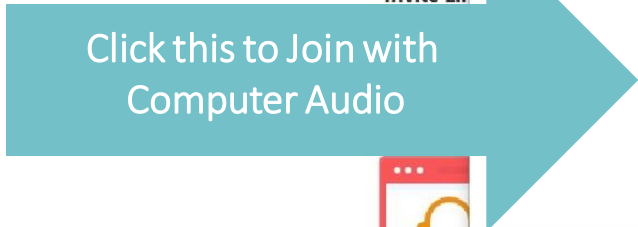
Choose ONE of the audio conference options

Phone Call    **Computer Audio**

**Join with Computer Audio**  
Test Speaker and Microphone

Automatically join audio by computer when joining a meeting

**Join Audio**    **Share Screen**    **Invite Others**



When you Join the session, It will automatically direct you to the Zoom Meeting

Join Audio    Start Video    Participants 1    Q&A    Polls    Chat    **Share Screen**    Pause/Stop Recording    More    End

Talking: You're in a practice session. Attendees cannot join until you start the webinar. **Start Webinar**

**Meeting Topic:** TEST SESSION

**Host:** Konoz Retaj

**Passcode:** KR123

**Numeric Passcode:** 644921  
(Telephone/Room Systems)

**Invite Link:** <https://kr-net-sa.zoom.us/j/94370584411?pwd=OEphbk0r...>  
[Copy Link](#)

**Participant ID:** 278128

**Select a Microphone**

- ✓ Microphone (Realtek Audio)  
Same as System

**Select a Speaker**

- ✓ Speakers / Headphones (Realtek Audio)  
Same as System
- Test Speaker & Microphone...
- Switch to Phone Audio...
- Leave Computer Audio

Audio Settings...



Join Audio

Computer Audio Connected



Share Screen



Invite Others

You can choose your external device here (If you are using a microphone or speaker). There is also an option to Test your Speaker or Microphone to make sure it is working.

Mute Start Video Participants Q&A Polls Chat Share Screen Resume/Stop Recording More End

Click this up arrow for more audio options

Settings

- General
- Video
- Audio
- Share Screen
- Background & Filters**
- Recording
- Statistics
- Feedback
- Keyboard Shortcuts
- Accessibility

Virtual Backgrounds Video Filters

None

I have a green screen  Mirror my video

Click this add button to add the image then a window will appear

Choose a background image

This PC > Downloads

Organize New folder

- Quick access
- Desktop
- Downloads
- Documents
- Pictures
- SHA Virtual Con...
- SHA2
- SPEAKER CHAIR
- Speakers Picture
- OneDrive
- This PC

- Yesterday (1)
  - HANI mOSTAFA AI Dalaty\_pa...
- Last week (2)
  - WhatsApp Image 2020-09-25 at 2.59.52 ...
  - WhatsApp Image 2020-09-25 at 2.59.14 ...

File name: Picture files

Open Cancel

Click this to choose the Video Filter

You need to find the location file of the provided background that was given to you

Select a Camera

- ✓ Integrated Webcam
- Choose Virtual Background...
- Choose Video Filter...
- Video Settings...

Mute Start Video

Click this to Turn on your video



Talking: Konoz Retaj  
You're in a practice session. Attendees cannot join until you start the webinar. **Start Webinar**

Select a window or an application that you want to share

Basic Advanced Files

Screen Whiteboard iPhone/iPad

VIRTUAL CONFERENCE GUI... KonozRetaj Event Organizer Com... Zoom Cloud Meetings

Share computer sound  Optimize Screen Sharing for Video Clip

**Share**

Please make sure to select your PowerPoint presentation (Make sure your presentation is open in your background)

Click this option if you have a short clip in your presentation

After you select the presentation, don't forget to click Share

Mute Start Video Participants 1 Q&A Polls Chat **Share Screen** Resume/Stop Recording More **End**

Click this to share your screen

Talking: Konoz Retaj  
You're in a practice session. Attendees cannot join until you start the webinar. **Start Webinar**

You can type your answer here or simply answer their questions live

Question and Answer

Open Answered Dismissed

Meeting Topic

Host:

Passcode:

Numeric Passcode

Telephone

Link

Participant

No open questions

Join Audio

Computer Audio

Invite Others

Click End to leave the meeting

Mute Start Video Participants **Q&A** Polls Chat Share Screen Resume/Stop Recording More **End**

Click the Q&A to see the Questions of the participants

## Hall 1



## Hall 2



# Auditorium

You will find the agenda according to the hall wise. You can also join session here by clicking the hall that is going live and it will automatically take you to the live session.

# Exhibit Hall



When you click the booth, you can check the services in the description box and you can add the documents or videos provided and add it to your Virtual Bag and send it to your email. For the contact, you can communicate to the representative of the booth for more details.

Booth Description Documents Video Contacts

## Public Health Emergencies

A year has passed and once again, on behalf of the Najran Health Affairs General Directorate, we are extremely proud and delighted to welcome you to this, the 2nd Najran Health Forum (NHF2020) which will take place from 14 - 15 December 2020.

As we stand united and strong against the ongoing crisis caused by COVID-19, we have decided to change our second forum to a virtual meeting with the goal of providing a very engaging and meaningful experience for all the attendees.

This year's forum includes experts and speakers from around the world to present an update about (Public Health Emergency). The program includes papers, workshops, poster presentation and exhibition.



# Information

You can go here in Help desk for any inquiries




# Information



Click this box to chat

# Speaker Lounge

This is the Speaker Lounge where you communicate with other Speaker/Chairperson/Moderator

 **START CHAT**

Click this box to chat

## Virtual Bag

# Virtual Bag

You can find here the documents or videos that you can add from the booth and send it to your email

---

### Important Note:

- Please join with laptop/PC to avoid any kind of technical issue.
- On the top right corner, you can edit your personal information by clicking on top right picture and then "My Profile".
- Please join before 25 min of your session by clicking to join session in **Agenda**.
- Please make sure your internet connection is stable.